

2.1 (66)

I

$$\ominus 2) \frac{dy}{\cos(x)} - 2y dx = 0$$

$$dy = 2y \cos(x) dx$$

$$\frac{dy}{2y} = \cos(x) dx$$

$$\text{En intégrant: } \frac{1}{2} \int \frac{dy}{y} = \int \cos(x) dx$$

$$\frac{1}{2} \ln|y| = \sin(x) + C$$

$$\ln|y| = 2 \sin(x) + C'$$

$$y = e^{2 \sin(x) + C'}$$

$$\underline{\underline{y = K e^{2 \sin(x)}}}$$

$$\ominus b) x dy = y dx$$

$$\frac{dy}{y} = \frac{dx}{x} \Rightarrow \ln|y| = \ln|x| + C$$

$$\underline{\underline{y = Kx}}$$

$$\ominus c) 3y dx + (xy + 5x) dy = 0$$

$$(xy + 5x) dy = -3y dx \quad | : xy$$

$$\left(1 + \frac{5}{y}\right) dy = -\frac{3 dx}{x}$$

$$y + 5 \ln|y| = -3 \ln|x| + C$$

$$-y = \ln|y^5| + \ln|x^3| + \ln|K|$$

$$\underline{\underline{e^{-y} = Kx^3 y^5}}$$

$$d) \quad y' = x - 1 + xy - y$$

$$y' = (x-1) + y(x-1)$$

$$y' = (x-1)(y+1)$$

$$\frac{y'}{y+1} = x-1$$

$$\ln|y+1| = \frac{1}{2}x^2 - x + C$$

$$y+1 = e^{\frac{1}{2}x^2 - x + C}$$

$$y = Ke^{\frac{1}{2}x^2 - x} - 1$$

$$e) \quad e^{x+2} dx = e^{2x} \cdot e^{-y} dy \quad | \div e^{2x}$$

$$e^{-x+2} dx = e^{-y} dy$$

$$-e^{-x+2} + C = -e^{-y}$$

$$e^{-x+2} + C = e^{-y}$$

$$-y = \ln(e^{-x+2} + C) \quad \Rightarrow \quad \underline{\underline{y = -\ln(e^{-x+2} + C)}}$$

$$\ominus f) y(1+x^3)y' + x^2(1+y^2) = 0$$

$$(1+x^3)yy' = -(1+y^2)x^2$$

$$\frac{yy'}{1+y^2} = \frac{-x^2}{1+x^3}$$

$$\frac{1}{2} \ln|1+y^2| = -\frac{1}{3} \ln|1+x^3| + C \quad | \cdot 6$$

$$\ln|(1+y^2)^3| = -\ln|(1+x^3)^2| + C'$$

$$(1+y^2)^3 = e^{-\ln|(1+x^3)^2| + C'}$$

$$(1+y^2)^3 = K \left( (1+x^3)^2 \right)^{-1}$$

$$(1+y^2)^3 \cdot (1+x^3)^2 = K$$

$$\ominus g) e^y \sin(x) dx - \cos^2(x) dy = 0$$

$$e^y \sin(x) dx = \cos^2(x) dy$$

$$\frac{\sin(x)}{\cos^2(x)} dx = \frac{dy}{e^y}$$

$$\cos^{-1}(x) + C = -e^{-y}$$

$$e^{-y} = \frac{-1}{\cos(x)} + C'$$

$$-y = \ln\left(\frac{-1}{\cos(x)} + C'\right)$$

2.2 (66)

$$\ominus 2) x dx = -y e^{-x} dy, \quad y(0) = 1$$

$$x e^x dx = -y dy$$

$$\int x e^x dx = -\frac{1}{2} y^2 + C$$

$$u = e^x \quad u' = e^x dx$$

$$v = x \quad v' = dx$$

$$\int x e^x dx = e^x x - \int e^x dx = (x-1)e^x$$

$$\ominus \text{Ainsi } -\frac{1}{2} y^2 = (x-1)e^x + C$$

$$y^2 = -2(x-1)e^x + C'$$

$$y = \sqrt{2(1-x)e^x + C'}$$

$$y(0) = \sqrt{2+C'} = 1 \Rightarrow C' = -1$$

$$\underline{\underline{y = \sqrt{2(1-x)e^x - 1}}}$$

$$b) \quad y'(3+4y) = e^{-x} - e^x, \quad y(0) = 1$$

$$\frac{1}{8}(4y+3)^2 = -e^{-x} - e^x + c$$

$$(4y+3)^2 = -8e^{-x} - 8e^x + c'$$

$$y = \frac{\sqrt{-8e^{-x} - 8e^x + c'} - 3}{4}$$

$$y(0) = \frac{1}{4} \left( \underbrace{\sqrt{-8 - 8 + c} - 3}_4 \right)$$

$$\sqrt{c-16} - 3 = 4$$

$$\sqrt{c-16} = 7 \quad \Rightarrow \quad c-16 = 49$$

$$c = 65$$

$$\underline{\underline{y = -\frac{3}{4} + \frac{\sqrt{65 - 8e^{-x} - 8e^x}}{4}}}$$

## 2.3 (67)

2)  $y' + y = \cos(x) + \sin(x)$

① solution générale de l'ED sans second membre:

$$y' = -y$$

$$\frac{y'}{y} = -1$$

$$\ln|y| = -x + C$$

$$\underline{\underline{y = Ke^{-x}}}$$

② solution particulière: facteur intégrant:  $e^{\int dx} = e^x$

$$y'e^x + ye^x = e^x \cos(x) + e^x \sin(x)$$

$$ye^x = e^x \sin(x) + C$$

$$y = \sin(x) + Ce^{-x}$$

b)  $xy' - y = (x-1)e^x$

①  $xy' - y = 0$

$$y' = \frac{1}{x}y$$

$$\Rightarrow \frac{y}{y'} = \frac{1}{x}$$

$$\Rightarrow \ln|y| = \ln|x| + C$$

$$y = Kx$$

②  $y' - \frac{1}{x}y = \frac{x-1}{x}e^x$

Facteur intégrant:  $e^{-\int \frac{1}{x} dx} = e^{-\ln|x| + C} = \frac{1}{x}$

L'équation devient:

$$\underbrace{\frac{1}{x}y' - \frac{1}{x^2}y}_{\left(\frac{1}{x}y\right)'} = \frac{x-1}{x^2}e^x$$

Intégrons  $\frac{x-1}{x^2} e^x$

$$\int \frac{e^x}{x} dx - \underbrace{\int \frac{e^x}{x^2} dx}_{\text{intégrons par partie}} = \int \frac{e^x}{x} dx - \left( \frac{e^x}{x} + \int \frac{e^x}{x} dx \right)$$

$$\begin{aligned} v &= e^x & v' &= e^x dx \\ u &= -\frac{1}{x} & u' &= +\frac{1}{x^2} dx \end{aligned}$$

$$= \int \frac{e^x}{x} dx + \frac{e^x}{x} - \int \frac{e^x}{x} dx = \frac{e^x}{x} + C$$

donc  $\int \frac{x-1}{x^2} e^x dx = \frac{e^x}{x}$

Ainsi  $\frac{1}{x} y = \frac{e^x}{x} \Rightarrow y = e^x$

Solution  $y = cx + e^x$

Take the integral:

$$\int \frac{e^x(x-1)}{x^2} dx$$

---

Expand  $\frac{e^x(x-1)}{x^2}$  giving  $\frac{e^x}{x} - \frac{e^x}{x^2}$ :

$$= \int \left( \frac{e^x}{x} - \frac{e^x}{x^2} \right) dx$$

---

Integrate the sum term by term:

$$= \int -\frac{e^x}{x^2} dx + \int \frac{e^x}{x} dx$$

---

For the integrand  $-\frac{e^x}{x^2}$ , integrate by parts,  $\int f dg = fg - \int g df$ , where

$$f = e^x, \quad dg = -\frac{1}{x^2} dx,$$

$$df = e^x dx, \quad g = \frac{1}{x}:$$

$$= \frac{e^x}{x} - \int \frac{e^x}{x} dx + \int \frac{e^x}{x} dx$$

---

Simplify:

Answer:

$$= \frac{e^x}{x} + \text{constant}$$



### 2.3 (67)

$$\ominus c) y' \cos(x) + y \sin(x) = 1 \quad (*)$$

$$y' + \tan(x) y = \frac{1}{\cos(x)} \quad (**)$$

$$(SST) : \quad \frac{y'}{y} = -\tan(x)$$

$$\ln|y| = \ln|\cos(x)| + C$$

$$y = C \cdot \cos(x)$$

$\ominus$  (Avec ST) : facteur intégrant:

$$e^{\int \tan(x) dx} = e^{-\ln(\cos(x))} = \frac{1}{\cos(x)}$$

Ainsi ~~(\*\*)~~ devient:

$$\frac{1}{\cos(x)} y' + \frac{\sin(x)}{\cos^2(x)} y = \frac{1}{\cos^2(x)}$$

$$\left( \frac{1}{\cos(x)} y \right)' = (\tan(x))' \Rightarrow \frac{y}{\cos(x)} = \tan(x)$$

$$\Rightarrow y = \sin(x)$$

Finalement :  $y = \sin(x) + C \cos(x)$

$$d) \quad xcy' - 2y = x^3$$

$$y' - \frac{2}{x}y = x^2$$

$$\textcircled{1} \text{ EDSSM: } y' = \frac{2}{x}y \Rightarrow \frac{y'}{y} = \frac{2}{x} \Rightarrow \ln|y| = \ln(x^2) + C \\ y = Cx^2$$

$$\textcircled{2} \text{ EDASS: } f: e^{\int -\frac{2}{x} dx} = e^{-2\ln(x)} = \frac{1}{x^2}$$

$$y' \cdot \frac{1}{x^2} - \frac{2}{x^3} \cdot y = 1$$

$$\left(\frac{1}{x^2}y\right)' = \left(\frac{1}{2}x^4\right)' \Rightarrow y = x^3$$

$$\text{Finalement: } \underline{\underline{y = Cx^2 + x^3}}$$

## 2.3 (67)

$$\ominus e) y' + 2xy = 4x$$

$$\textcircled{1} \text{ EDSSN: } y' + 2xy = 0$$

$$y' = -2xy \quad (\Rightarrow) \quad \frac{y'}{y} = -2x$$

$$\ln(y) = -x^2 + c \quad \Rightarrow \quad y = Ke^{-x^2}$$

$$\textcircled{2} \text{ EDASII: } f: e^{\int 2x} = e^{x^2}$$

$$y' e^{x^2} + 2x e^{x^2} y = e^{x^2} \cdot 4x$$

$$(e^{x^2} y)' = 2(e^{x^2})'$$

$$\Rightarrow y = 2$$

$$\text{Solution: } \underline{\underline{y = Ke^{-x^2} + 2}}$$

$$f) y' + y = 5 \sin(2x)$$

$$\textcircled{1} \text{ EDSSM: } y' = -y \Leftrightarrow \frac{y'}{y} = -1$$

$$\Leftrightarrow \ln(y) = -x + C$$

$$y = K e^{-x}$$

$$\textcircled{2} \text{ EDASM: } f: e^{\int dx} = e^x$$

$$y' e^x + y e^x = 5 e^x \sin(2x)$$

$$(y e^x)' = 5 \int e^x \sin(2x) dx$$

Par partie:

$$\int e^x \sin(2x) dx = e^x \sin(2x) - 2 \int e^x \cos(2x) dx$$

$$\begin{cases} u = e^x & u' = e^x dx \\ v = \sin(2x) & v' = 2 \cos(2x) dx \end{cases} \quad \left\{ \begin{array}{ll} u_1 = e^x & u_1' = e^x dx \\ v_1 = \cos(2x) & v_1' = -2 \sin(2x) dx \end{array} \right.$$

$$= e^x \sin(2x) - 2 \left[ e^x \cos(2x) + 2 \int e^x \sin(2x) dx \right]$$

$$\text{Donc } -3 \int e^x \sin(2x) dx = e^x \sin(2x) - 2 e^x \cos(2x) - 4 \int e^x \sin(2x) dx$$

$$5 \int e^x \sin(2x) dx = e^x \sin(2x) - 2 e^x \cos(2x)$$

$$\text{Donc } y e^x = e^x \sin(2x) - 2 e^x \cos(2x)$$

$$y = \sin(2x) - 2 \cos(2x)$$

$$\text{Finalement: } \underline{\underline{y = K e^{-x} + \sin(2x) - 2 \cos(2x)}}$$

2.4

$$a) y' - y = 2x e^{2x}$$

$$\textcircled{1} \frac{y'}{y} = 1 \quad \ln(y) = x + c \Rightarrow y = k e^x$$

$$\textcircled{2} \text{ f: } e^{-\int dx} = e^{-x}$$

$$y' e^{-x} - y e^{-x} = 2x e^x$$

$$(y e^{-x})' = 2 \int x e^x dx$$

$$\int x e^x dx = x e^x - \int e^x dx = x e^x - e^x$$

$$u = e^x \quad u' = e^x dx$$

$$v = x \quad v' = dx$$

Donc  $y e^{-x} = 2x e^x - 2e^x$

$$y = 2x e^{2x} - 2e^{2x}$$

$$y = k e^x + 2x e^{2x} - 2e^{2x}$$

$$y(0) = 1$$

$$1 = k + 0 - 2 \Rightarrow k = 3$$

Finalemment  $y = 3e^x + 2e^{2x}(x-1)$

$$b) \quad y' + \frac{2}{x}y = \frac{1}{x^2} \cos(x) \quad y(\pi) = 0, x > 0$$

$$\textcircled{1} \quad y' = -\frac{2}{x}y \quad \Rightarrow \quad \frac{y'}{y} = \frac{-2}{x}$$

$$\ln(y) = -2 \ln(x) + C \Rightarrow y = K \frac{1}{x^2}$$

$$\textcircled{2} \quad \text{F.i.} \quad e^{\int \frac{2}{x} dx} = e^{2 \ln(x)} = x^2$$

$$x^2 y' + 2xy = \cos(x)$$

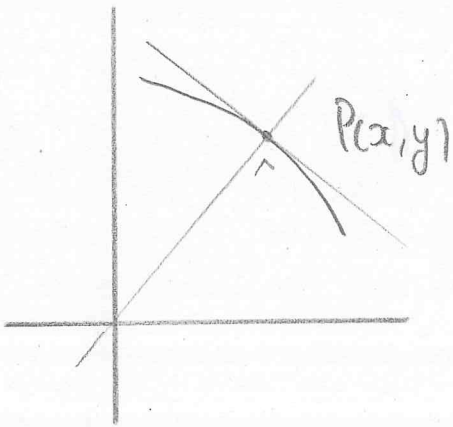
$$(x^2 y)' = (\sin(x))' \Rightarrow y = \frac{\sin(x)}{x^2}$$

$$\text{Solution} \quad y = K \cdot \frac{1}{x^2} + \frac{\sin(x)}{x^2}$$

$$y(\pi) = 0 \Rightarrow 0 = \frac{K}{\pi^2} + 0 \Rightarrow K = 0$$

$$\text{Finalement :} \quad y = \frac{\sin(x)}{x^2}$$

2.7 (A)



$$-\frac{1}{y'} = \frac{y}{x} \Rightarrow -y'y' = x$$

Resolvens

$$y'y' = -x$$

$$\frac{1}{2}y^2 = -\frac{1}{2}x^2 + C$$

$$y^2 = C_2 - x^2$$

$$\Rightarrow y = \sqrt{C_2 - x^2}$$

ou

$$\underline{\underline{x^2 + y^2 = C_2}}$$

2.8 (67)

$$y' = kx$$

$$y = \frac{1}{2}x^2 + C$$



$$y = \frac{1}{2}x^2 + 30$$

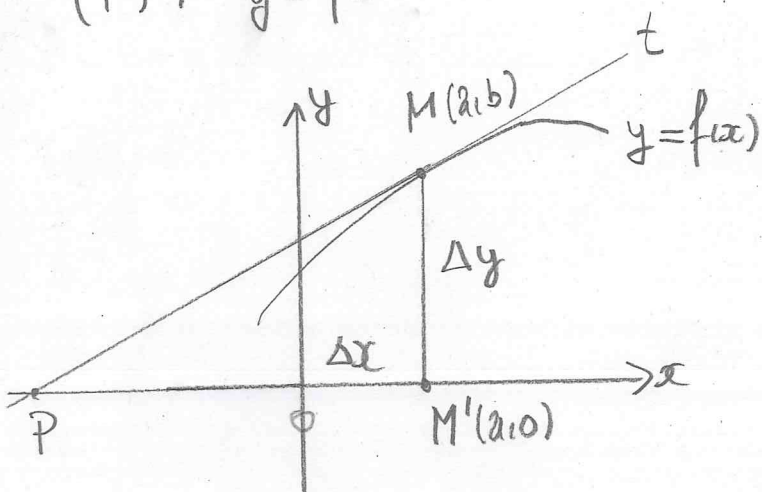


2.9 (67)

$$\boxed{\tan(\alpha) = \frac{\Delta y}{\Delta x}}$$

(T):  $y = f(x)$

$$\tan(\alpha) = y'$$



$$\vec{M'P} = k \vec{M'O}$$

(L):  $f(x) = f'(a)(x - a) + f(a)$

si  $y' = kx$   $\Rightarrow \frac{y'}{y} = \frac{1}{kx}$

$$\ln|y| = \frac{1}{k} \ln|x| + C$$

$$y = kx^{\frac{1}{k} + C}$$

$$\Rightarrow \boxed{y^k = cx}$$

## 2.11 (page 67)

a) Soit  $y(t)$  la quantité qui reste.

$y' = -ky$  est l'éq. diff. pour  $k > 0$

Réolvons-la:  $\frac{y'}{y} = -k \Rightarrow y = y_0 e^{-kt}$  avec  $k > 0$

et  $y(0) = y_0$

b)  $y' = -ky + I$

$y' + ky = I$  f.  $e^{kt}$

$y' e^{kt} + k e^{kt} y = I e^{kt}$

$y e^{kt} = \frac{I}{k} e^{kt} + C$

$y = C e^{-kt} + \frac{I}{k}$

avec  $y(0) = 0 \Rightarrow C + \frac{I}{k} = 0 \Rightarrow C = -\frac{I}{k}$

$y = \frac{I}{k} (1 - e^{-kt})$

$\lim_{t \rightarrow +\infty} y = \frac{I}{k}$

c) demi-vie : après 2 heures, il reste la moitié de la substance:

A partir de  $y = y_0 e^{-kt}$ , on a

$e^{-120k} = \frac{1}{2} \Rightarrow k = \frac{\ln(2)}{120}$

Comme  $\frac{I}{k} = 100$ , alors  $I = 100k = \frac{100}{120} \ln(2) = \frac{5 \ln(2)}{6}$

2.12 (68)

○ L'équation différentielle :  $y' = x + y$

Réolvons cette équation diff :

$$y' - y = x$$

1) Solution générale de l'ED sans second membre :

$$y' = y$$

$$\frac{y'}{y} = 1 \Rightarrow \ln|y| = x + C$$

$$y = Ke^x$$

2) Solution particulière : facteur intégrant :  $e^{\int -dx} = e^{-x}$

$$\underbrace{y'e^{-x} - ye^{-x}}_{(ye^{-x})'} = xe^{-x}$$

Intégrons  $xe^{-x}$  par parties :

$$\int xe^{-x} dx = -xe^{-x} - \int -e^{-x} dx = -xe^{-x} + \int e^{-x} dx = -xe^{-x} - e^{-x} = e^{-x}(x-1)$$

$$u = -e^{-x} \quad u' = e^{-x} dx$$

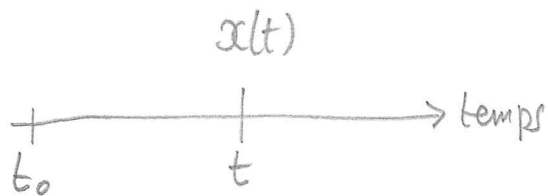
$$v = x \quad v' = dx$$

Ainsi :  $ye^{-x} = e^{-x}(-x-1) \Rightarrow y = -x-1$

Finalement :  $y = Ke^x - x - 1$

2,13

○  n molécules



$x(t)$  nombre de molécules transformées au temps  $t$ ,  $t \geq t_0$

•  $x(t_0) = 0$

•  $x'(t) = k(n - x(t))$

$$x'(t) + kx(t) = kn$$

1)  $x'(t) = -kx(t)$

○  $\frac{x'(t)}{x(t)} = -k \Rightarrow \ln(x(t)) = -kt + a$   
 $x(t) = be^{-kt}$

2) Ici  $e^{\int k dt} = e^{kt}$

$$x'(t) e^{kt} + k e^{kt} x(t) = kn e^{kt}$$

$$(x(t) e^{kt})' = (n e^{kt})'$$

$$x(t) e^{kt} = n e^{kt}$$

○  $x(t) = n$

$$x(t) = be^{-kt} + n$$

Conditions initiales:  $x(t_0) = 0$

$$be^{-kt_0} + n = 0$$

$$b = -n e^{kt_0}$$

○ Ainsi

Finalement:  $x(t) = n - n e^{kt_0} e^{-kt} = n(1 - e^{k(t_0 - t)})$

2.14

(page 68)

Loi de refroidissement de Newton

tem. initiale objet:  $T$ 

$$\dot{T}(t) = K(T(t) - m)$$

$$T' - KT = -Km$$

$$\textcircled{1} T' = KT \Rightarrow \frac{T'}{T} = K \Rightarrow \ln(T) = Kt + a$$

$$T = b e^{Kt}$$

$$\textcircled{2} \int e^{\int -K dt} = -e^{-Kt}$$

$$(-e^{-Kt})T' - K(-e^{-Kt})T = -Km(-e^{-Kt})$$

$$(-e^{-Kt}T)' = (me^{-Kt})'$$

$$T = m$$

$$T(t) = b e^{Kt} + m$$

Il faut ainsi déterminer  $m$ .

$$\text{en } 0: \quad b + m = 15$$

$$\text{en } 10: \quad b e^{10K} + m = 21$$

$$\text{en } 20: \quad b e^{20K} + m = 24$$

Résolvons ce système.

Posons  $d = e^{10K}$  le système devient :

$$\begin{cases} bd + 15 - b = 21 \\ bd^2 + 15 - b = 24 \\ b + m = 15 \end{cases}$$

$$\begin{cases} b + m = 15 \\ b(d-1) = 6 \\ b(d^2-1) = 9 \end{cases} \Rightarrow d-1 = \frac{6}{b}$$

$$\begin{cases} b + m = 15 \\ b(d-1) = 6 \\ b(d+1) \frac{6}{b} = 9 \end{cases} \Rightarrow d+1 = \frac{9}{6} \Rightarrow d = \frac{3}{2} - 1 = \frac{1}{2}$$

Calculons  $K$  :  $e^{10K} = \frac{1}{2} \Rightarrow K = \frac{-\ln(2)}{10}$

$$\begin{cases} b + m = 15 \\ b e^{-\ln(2)} + m = 21 \\ b e^{-\ln(2) \cdot 2} + m = 24 \end{cases}$$

$$\Rightarrow \begin{cases} b + m = 15 \\ b \cdot \frac{1}{2} + m = 21 \quad | \cdot 1 \\ b \cdot \frac{1}{4} + m = 24 \quad | \cdot (-1) \end{cases}$$

$$\begin{aligned} b + m &= 15 \\ \frac{1}{4}b &= -3 \Rightarrow \boxed{b = -12} \end{aligned}$$

et finalement  $m = 27$

2.16 (page 68)

○  $V' = kS$

On sait que  $V = \frac{4}{3}\pi R^3 \Rightarrow R = \sqrt[3]{\frac{3V}{4\pi}} = \alpha V^{1/3}$

Ainsi  $V' = k \cdot 4\pi (\alpha V^{1/3})^2$

$$V' = k \cdot 4\pi \alpha^2 \cdot V^{2/3}$$

○  $\Rightarrow V' = \beta V^{2/3}$

$\Rightarrow V' \cdot V^{-2/3} = \beta$

$$3 \left( V^{1/3} \right)' = (\beta t + \gamma)'$$

$\Rightarrow 3V^{1/3} = \beta t + \gamma$

$$V^{1/3} = \beta_0 t + \gamma_0$$

$$V = (\beta_0 t + \gamma_0)^3$$

si  $t=0$ :  $V_0 = (\gamma_0)^3 \Rightarrow \gamma_0 = V_0^{1/3}$

$$\boxed{V = (\beta_0 t + V_0^{1/3})^3}$$